





## COMPARISON OF DRAMINSKI SCANNERS

SPECIFICATIONS:	ANIMAL <i>profi</i> L	ANIMAL <i>profi</i>	SonoFarm mini
 <a href="http://www.draminski.com">www.draminski.com</a>			
DIMENSIONS	22cm x 16.5cm x 5.5cm		17cm x 13cm x 5.5cm
WEIGHT (battery and probe included):	2.5 kg		1.8 kg
DISPLAY	6.4 inches, TFT LCD		5.0 inches, TFT LCD
DISPLAY MODES	B Mode, B+B Mode, M Mode	B Mode, B+B Mode	B Mode
AVAILABLE PROBES:	Electronic		Mechanical
RECTAL	LINEAR 7.5 MHz	SECTOR 5.0 MHz	SECTOR 5.0 MHz
ABDOMINAL	CONVEX 5.0 MHz	SECTOR 5.0 MHz	-
FOR BACKFAT MEASUREMENT	3.5 MHz	can use abdominal sector probe	-
Penetration depth RECTAL PROBE	12cm, 10cm, 7cm		-
Penetration depth ABDOM. PROBE	12cm, 10cm, 7cm	20cm, 15cm, 12cm, 10cm, 7cm	
Scanning angle RECTAL PROBE	linear	180°	-
Scanning angle ABDOM. PROBE	convex	90°	
MEMORY - IMAGES	480 images		-
MEMORY - CINE LOOP	119 frames		-
PC TRANSMISSION	Optional		-
MEASURE	-	Area	-
	Cursors		-
	Grid		-
	Rulers		-
GAIN	Gain 1 and Gain 2		
ADDITIONAL FUNCTIONS OF MENU	Setup		-
	Measure		-
	Storage		-
	Mode		-
HOUSING	Aluminium, IP 65 protection classification		
BATTERY, NO OF UNITS	2 EXTERNAL		1 INTERNAL
OPERATING TIME	4 hours / 1 battery		3 h 30 min
CHARGING TIME (1 BATTERY)	1h 45 min		2 h 50 min
LOW BATTERY INDICATOR	YES		
ADDITIONAL FUNCTIONS	Freeze		
	Language selection		-
	Double Zoom		-
	Probe's signal filtration		-
<b>STANDARD EQUIPMENT</b>			
1 PROBE	RECTAL OR ABDOMINAL	RECTAL or	ABDOMINAL
BATTERY	2	2	1
CHARGER	✓	✓	✓
SET OF CABLES	✓	✓	n / a
SET OF CARRYING STRAPS	✓	✓	✓
TRANSPORTATION CASE	✓	✓	✓
GEL FOR ULTRASONOGRAPHY	✓	✓	✓
USER'S MANUAL	✓	✓	✓
USE	COMPLETE REPRODUCTION DIAGNOSIS		PREGNANCY DETECTION
	Backfat Measurement		-
	Cardiac frequency measure	-	
	Tendons examination	-	
	DOGS		
	PIGS / SHEEP / GOATS		
	COWS / MARES		-